

my.lawlex.com.au

Maintenance Release: March 2012

Release Notes

Introduction

The <http://my.lawlex.com.au> Maintenance Release for March 2012 includes several enhancements and bug fixes. This document details the following changes:

[Ability to filter the History of Amendments table by date commenced](#)

[Feedback link added to Contacts panel](#)

[New 'Help' page](#)

[New 'What's New' screen](#)

[New 'Contact Us' page](#)

[Direct link to Browse Legislation from Home Page](#)

[Direct link from Index Categories of the Core Document Homepage to Browse Legislation](#)

[Ability to view what subject areas a principal Bill has been indexed into](#)

[Descriptions added to Business Process titles in SH&E Monitor](#)

Enhancements

1. Ability to filter the History of Amendments table by date commenced

Premium Research users now have the ability to filter the History of Amendments table by the date that the amendment commenced.

This allows the user to reduce the amount of information being displayed in the 'View the History of Amendments to this Title' table.

To apply a date range:

1. From the Core Document Home Page of a title click 'View the History of Amendments to this Title'
2. Above the table enter a date range, either by typing in DD/MM/YYYY format, or using the calendar widgets
3. Click 'GO'

The date range is based on the 'Commenced' column (Date Commenced). Above the History of Amendments Table, the selected date range will also display, e.g. Displaying Amendments from 21/09/1996 – 03/04/2000. See *Figure 1*.

Lawlex Premium Research >

Habitual Criminals Act 1957 No. 19 [online help ?](#)

The table below summarises amendments made to this title since LAWLEX began tracking legislation. LAWLEX began comprehensively tracking New South Wales legislation from the beginning of 1997. Please note that where a provision within a title predating 1999 is commenced after the date LAWLEX began tracking, it will also be included in the table. Coverage varies across jurisdictions. Full details of the scope are contained in [Coverage](#).

To view amendments made to this title over a specific period of time, use the date range selector below.

LEGEND
 A = Amending, I = Inserted, R = Repealed, IR = Impliedly Repealed, RS = Repealed and substituted, NYP = Not yet proclaimed, PN = Please Note, TP = Transitional Provision, Extension = Extension of the operation of the legislation.
 A # in the 'Amending Title' field indicates that this title has amended another title that previously affected this provision of the principal Act/Regulation.

Date Commenced
 (dd/mm/yyyy) From: To: GO >

History of Amendments to Habitual Criminals Act 1957 No. 19					
Provision Affected	How Affected	Amending Title	Amending Provision	Commenced	Read Summary
S. 2(2)(b)	A	1996/30	s. 3 (Sch. 3(3.13)(1))	9/21/1996	Summary
S. 2(2)(b)	A	1996/30	s. 3 (Sch. 3(3.13)(2))	9/21/1996	Summary

Figure 1: Date Range Selector and resulting Date Range displayed

2. Feedback link added to Contacts panel

To allow users to provide feedback regarding the my.lawlex.com.au service easily, a link has been added to the contacts panel, to feedback.knowledge@saiglobal.com. See *Figure 2*.

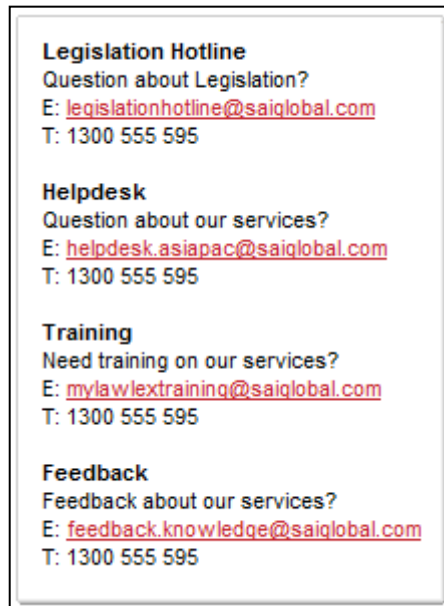


Figure 2: New Feedback link added to contacts panel

Clicking the link will open a new email with the 'To' field populated with feedback.knowledge@saiqlobal.com.

Feedback from users is valued and forms the basis on how we can improve our products. A staff member will respond to your feedback as soon as possible.

3. New 'Help' page

The 'User Guides' tab has been renamed 'Help' and the screen has been updated to be more intuitive and user friendly. See *Figure 3*.

To use my.lawlex.com.au Help:

1. Navigate to the 'Help' screen
2. Select the relevant tab. There will be six available tabs:
 - General
 - Lawlex Legislative Alerts and Premium Research
 - Regulatory Newsfeeds
 - SH&E Monitor
 - What's New
 - Administration

The Help information for that service will be displayed. You can go to a particular topic by clicking a topic link on the left hand side. These links are different for each tab.

The tab you have selected (the 'active' tab) will be indicated by a darker colour, as per current functionality.

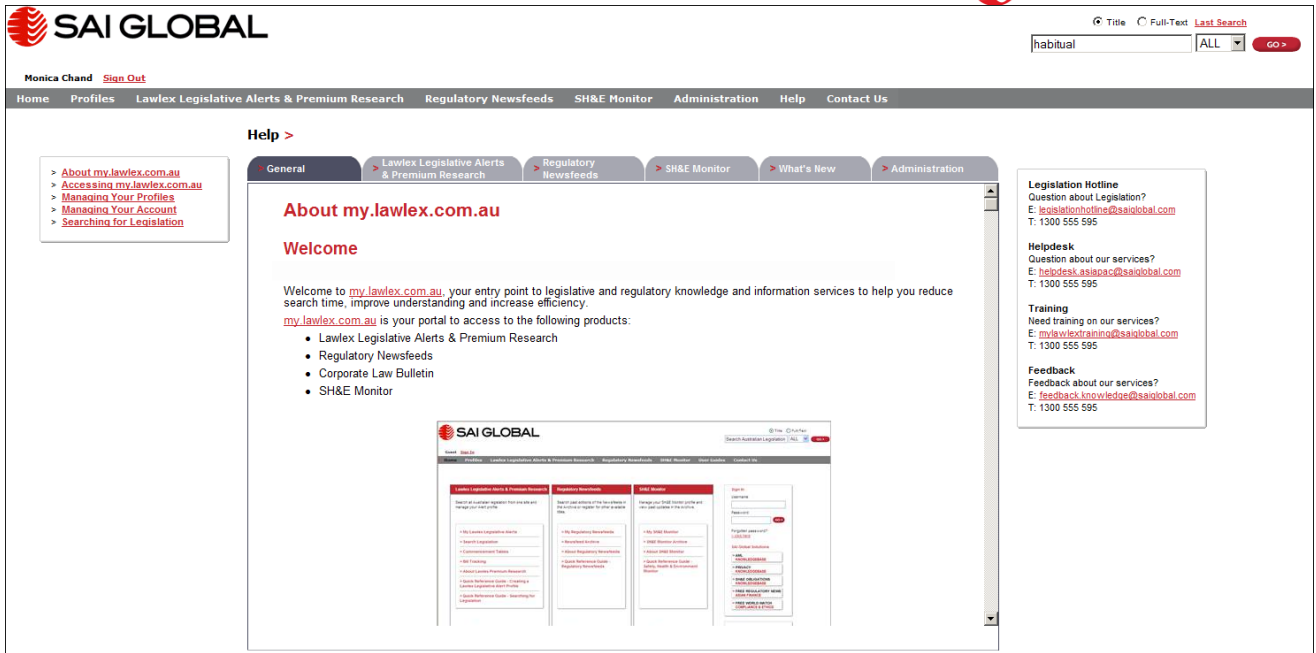


Figure 3: New 'Help' Page

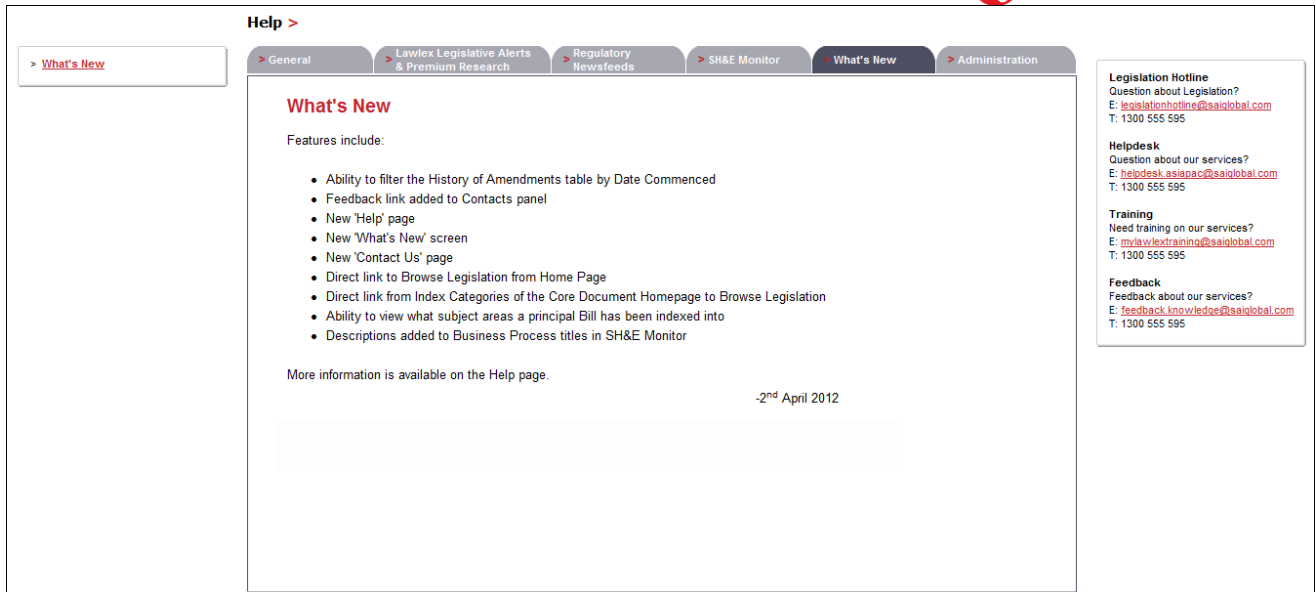
For example, a user having difficulty logging in to my.lawlex.com.au would navigate to Help > General. From there, they would either scroll to the 'Logging In' section, or click the 'Logging In' topic link on the left hand side to jump to that section.

Note: You will only be able to view Help information for the my.lawlex.com.au services you are subscribed to. The Help information in the Administration tab is only available to Enterprise Administrators.

4. New 'What's New' screen

The new Help screen also includes a 'What's New' tab, which will include updates on new releases and new features in our products. See Figure 4.

You can access the 'What's New' screen by clicking the 'What's New' button on the home page or by navigating to Help > What's New.



Help >

> [What's New](#)

> General > [Lawlex Legislative Alerts & Premium Research](#) > [Regulatory Newstfeeds](#) > [SH&E Monitor](#) > **What's New** > [Administration](#)

What's New

Features include:

- Ability to filter the History of Amendments table by Date Commenced
- Feedback link added to Contacts panel
- New 'Help' page
- New 'What's New' screen
- New 'Contact Us' page
- Direct link to Browse Legislation from Home Page
- Direct link from Index Categories of the Core Document Homepage to Browse Legislation
- Ability to view what subject areas a principal Bill has been indexed into
- Descriptions added to Business Process titles in SH&E Monitor

More information is available on the Help page.

-2nd April 2012

Legislation Hotline
Question about Legislation?
E: legislationhotline@saiglobal.com
T: 1300 555 595

Helpdesk
Question about our services?
E: helpdesk.asiapac@saiglobal.com
T: 1300 555 595

Training
Need training on our services?
E: mylawlextraining@saiglobal.com
T: 1300 555 595

Feedback
Feedback about our services?
E: feedback.knowledge@saiglobal.com
T: 1300 555 595

Figure 4: New 'What's New' Page

5. New 'Contact Us' page

The Contact Us page in my.lawlex.com.au now provides a comprehensive list of contact information for users wishing to contact SAI Global. See *Figure 5*.

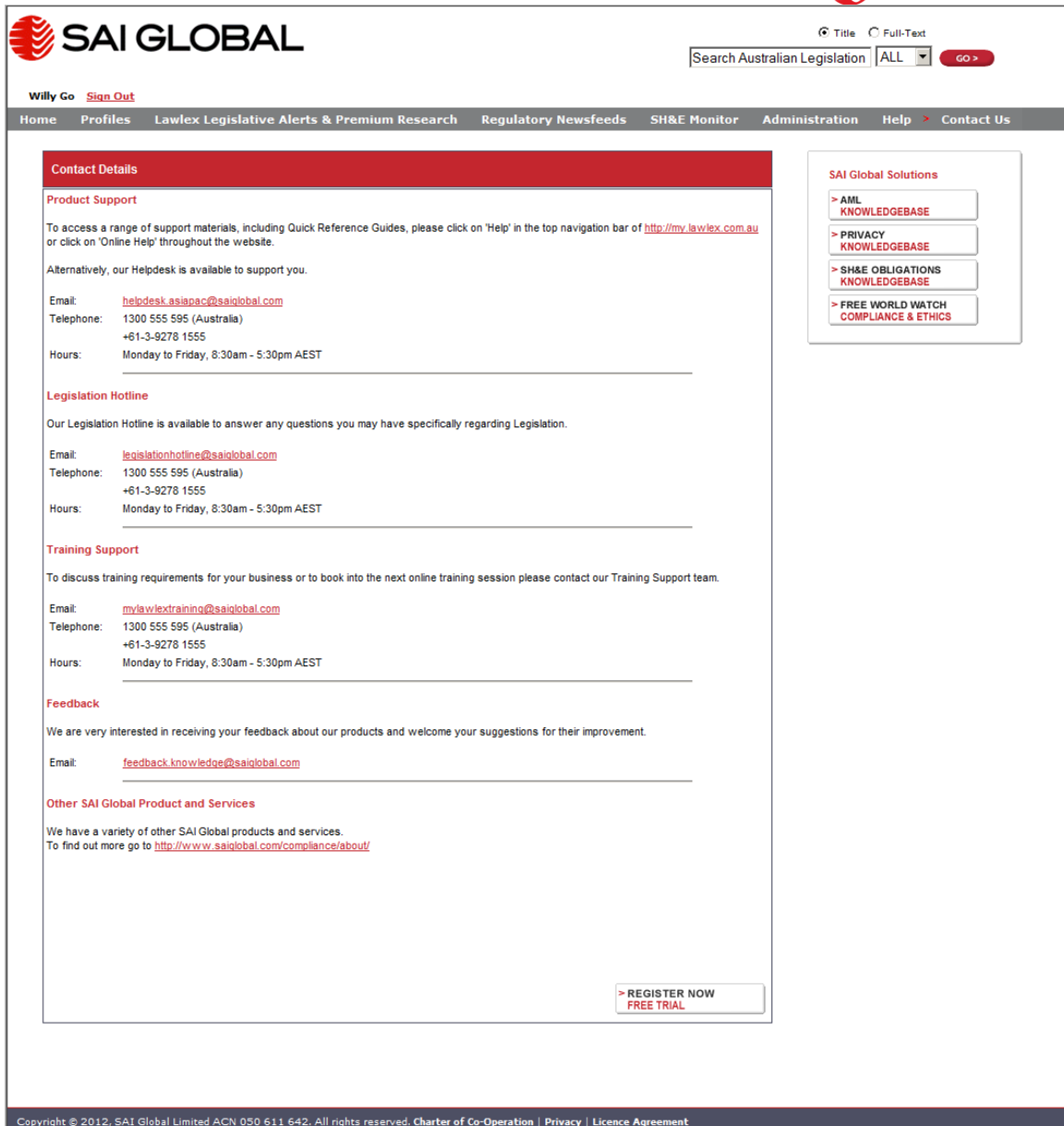


Figure 5: New 'Contact Us' Page

6. Direct link to Browse Legislation Home Page

Previously it was only possible to go to the Browse Legislation page by first navigating to the Search Legislation page and then selecting the Browse Legislation tab.

Users can now directly navigate to the Browse Legislation page in the following ways:

1. By selecting 'Browse Legislation' from the drop-down banner at the top of the screen (see *Figure 6*)
2. By clicking 'Browse Legislation' in the Lawlex Legislative Alerts & Premium Research panel on the home page (see *Figure 6*)
3. By clicking 'Browse Legislation' in the right hand side panel that appears across Lawlex Legislative Alerts & Premium Research pages (see *Figure 7*)



Figure 6: Direct links to Browse Legislation page

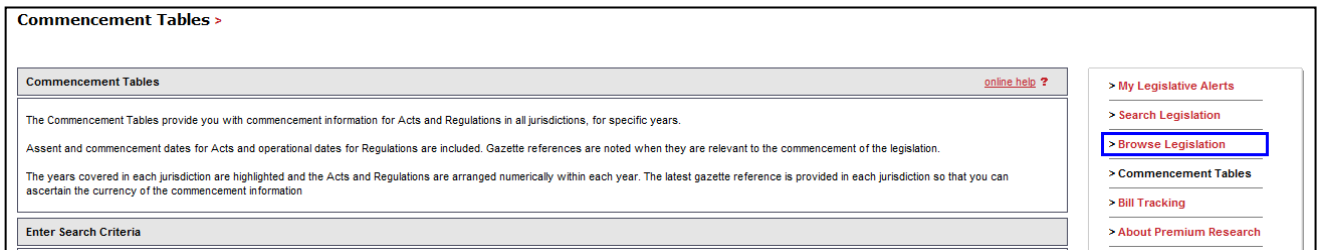


Figure 7: Direct link to Browse Legislation page from right hand service panel

7. Direct link from Index Categories of the Core Document Homepage to Browse Legislation

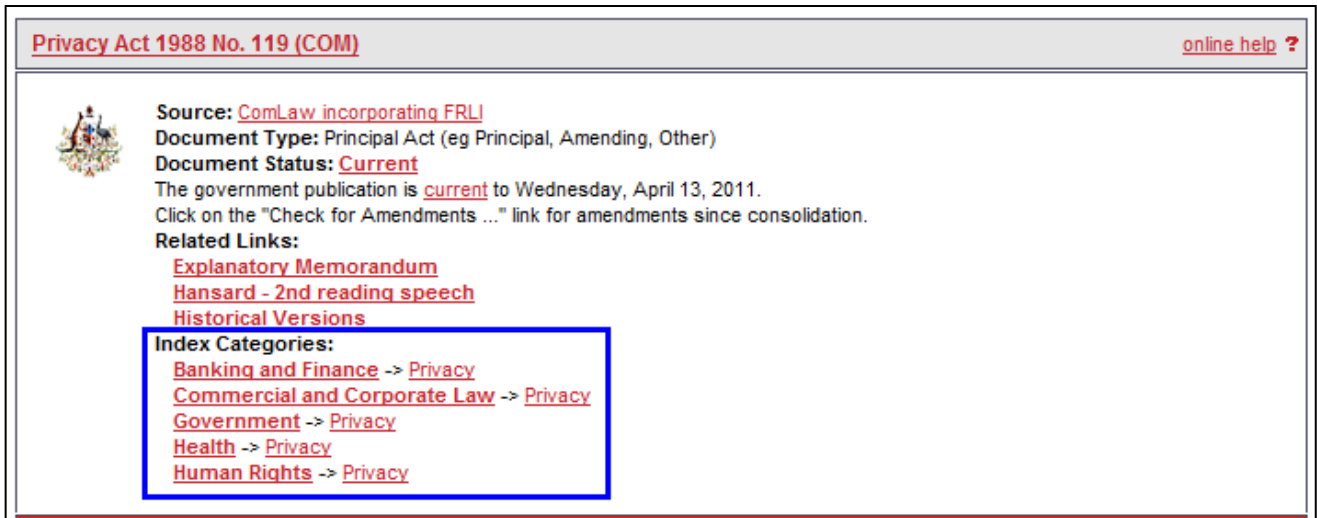
Previously, the Core Document Home Page listed the Index Categories for titles, however these were only text.

Now, the Index Categories are direct links into each Category's Browse Legislation page, to allow users to easily view which titles are relevant to that Category and more easily add them to their profile.


For example, if a title's Index Categories are listed as Banking and Finance -> Privacy, there are now two hyperlinks:

1. Banking and Finance
2. Banking and Finance > Privacy

See Figure 8.



Privacy Act 1988 No. 119 (COM) [online help ?](#)

 **Source:** [ComLaw incorporating FRLI](#)
Document Type: Principal Act (eg Principal, Amending, Other)
Document Status: **Current**
 The government publication is **current** to Wednesday, April 13, 2011.
 Click on the "Check for Amendments ..." link for amendments since consolidation.

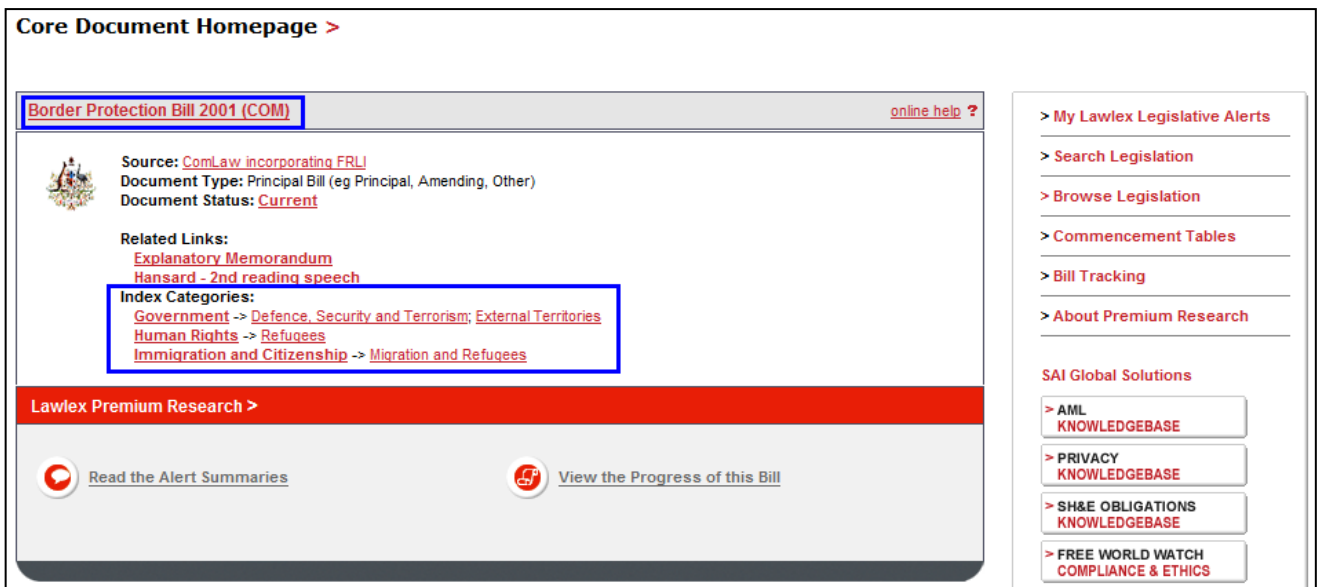
Related Links:
[Explanatory Memorandum](#)
[Hansard - 2nd reading speech](#)
[Historical Versions](#)

Index Categories:
[Banking and Finance](#) -> [Privacy](#)
[Commercial and Corporate Law](#) -> [Privacy](#)
[Government](#) -> [Privacy](#)
[Health](#) -> [Privacy](#)
[Human Rights](#) -> [Privacy](#)

Figure 8: Index Categories linked to Browse Legislation


8. Ability to view what subject areas a principal Bill has been indexed into

Previously it was only possible to view the Index Categories for Acts, in their Core Document Homepage. In this release it is now possible to also view the Index Categories for Bills via their Core Document Homepage. See Figure 9.



Core Document Homepage >



Border Protection Bill 2001 (COM) [online help ?](#)

 **Source:** [ComLaw incorporating FRLI](#)
Document Type: Principal Bill (eg Principal, Amending, Other)
Document Status: **Current**

Related Links:
[Explanatory Memorandum](#)
[Hansard - 2nd reading speech](#)

Index Categories:
[Government](#) -> [Defence, Security and Terrorism](#); [External Territories](#)
[Human Rights](#) -> [Refugees](#)
[Immigration and Citizenship](#) -> [Migration and Refugees](#)

Lawlex Premium Research >

 [Read the Alert Summaries](#)  [View the Progress of this Bill](#)

SAI Global Solutions

- > My Lawlex Legislative Alerts
- > Search Legislation
- > Browse Legislation
- > Commencement Tables
- > Bill Tracking
- > About Premium Research

- > AML KNOWLEDGEBASE
- > PRIVACY KNOWLEDGEBASE
- > SH&E OBLIGATIONS KNOWLEDGEBASE
- > FREE WORLD WATCH COMPLIANCE & ETHICS

Figure 9: Index Categories displayed for Principal Bill

9. Descriptions added to Business Process titles in SH&E Monitor

Users can now view a description of each Business Process by hovering over the question mark icon beside each Business Process name in the following screens:

- My SH&E Monitor > Current Selections
- My SH&E Monitor > Modify Selections
- SH&E Monitor Archive > Browse Archive

Beside each listed Business Process (to its right) will be a question mark icon. Hovering over the icon activates a tooltip with the description of the Business Process. See *Figure 10*.

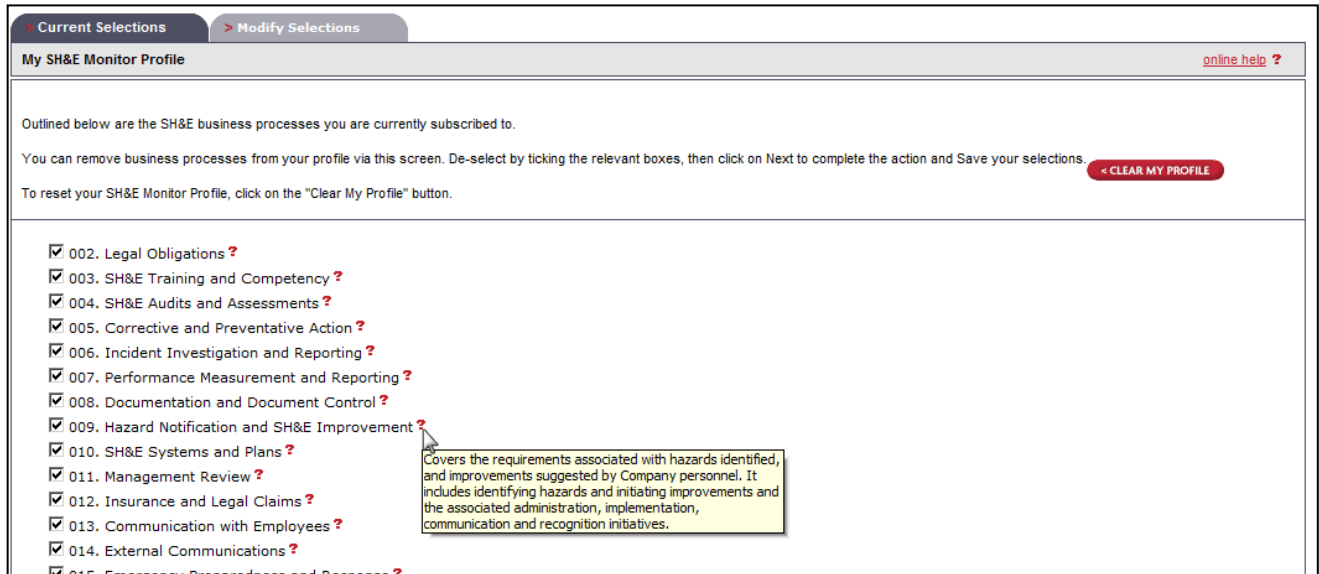


Figure 10: Business Process description

For more information on the features contained in these Release Notes, contact SAI Global on 1300 555 595, or email helpdesk.asiapac@saiglobal.com.